

POISON

KEEP OUT OF REACH OF CHILDREN
READ SAFETY DIRECTIONS BEFORE OPENING OR USING



Graslan™

Herbicide

ACTIVE CONSTITUENT: 200 g/kg TEBUTHIURON

GROUP C HERBICIDE

For control of brigalow regrowth, tea tree regrowth, *Mimosa pigra* and certain problem woody weeds on grazing lands as specified in the Directions for Use table by hand application.

Dow AgroSciences Australia Limited A.B.N. 24 003 771 659
20 Rodborough Road FRENCHS FOREST NSW 2086
www.dowagrosciences.com.au
CUSTOMER SERVICE TOLL FREE 1-800 700 096
™ Trademark of Dow AgroSciences



GRASLAN will kill trees and shrubs. Carefully read the directions before using.

DIRECTIONS FOR USE

RESTRAINTS

DO NOT apply this product to salt or erosion prone areas.

DO NOT apply this product within 100 metres of a recognised water course.

DO NOT apply Graslant™ on land with a slope greater than 20 percent (11 degrees).

DO NOT apply Graslant™ under conditions which will cause pellet movement to non-target areas during application.

RETAIN at least 20 percent of the original tree population in wildlife corridors that are at least 100 metres wide. These are essential for shade and protection of livestock and native fauna. Ideally, shelter belts should traverse variable terrain, particularly ridgelines and hill tops as well as water courses, and link other vegetated corridors where possible.

FOR LONG TERM VIABILITY retain a minimum of 5 hectares for shade areas, regardless of vegetation type.

DO NOT apply Graslant™ on field crops, near desirable trees or shrubs or to areas into which their roots may extend or in locations where the chemical may be washed into contact with their roots as injury or death may occur.

DO NOT apply Graslant™ to land to be put under field crops within 5 years of application.

Table 1: Hand Application (NT and WA only)

See **GENERAL INSTRUCTIONS - APPLICATION** section for application method details.

SITUATION	WEEDS CONTROLLED	RATE g/m ²	CRITICAL COMMENT
Tea tree regrowth and associated woody weeds on grazing land	Black tea tree	1.5	Estimate the area within 30 cm beyond the drip zone of each target weed or group of weeds and calculate the amount of Graslant™ to cover are to be treated. Distribute the required dose uniformly within this area. Use the higher rate for heavy density regrowth and heavy clay soils. *Some suppression of these species is provided by the rates given.
	Broadleaf tea tree	1	
	Cocky apple*	2	
	Paperbark tea tree Poplar gum	1.5	
	Swamp box	2	
Other woody weeds on grazing land	African boxthorn		
	Coolibah	1	
	Parkinsonia	1 to 1.5	
	Prickly acacia Rubbervine	1.5	
	Whitewood	1	
Giant sensitive tree on grazing land and other grasslands	<i>Mimosa pigra</i>	1	Apply after the onset of storms (to moisten soil, close soil cracks (where applicable) and freshen growth of giant sensitive tree) and before wet season surface flooding. Repeat application may be required in year two for long term control. Some grass suppression may occur.

Table 2: Hand Application (Qld only)

See **GENERAL INSTRUCTIONS - APPLICATION** section for application method details

SITUATION	WEEDS CONTROLLED	RATE g/m ²	CRITICAL COMMENT
Brigalow regrowth and associated problem woody weeds on grazing land	Belah	1.5	Estimate the area within 30 cm beyond the drip zone of each target weed or group of weeds and calculate the amount of Graslan™ to cover are to be treated. Distribute the required dose uniformly within this area. Use the higher rate for heavy density regrowth and heavy clay soils. *Some suppression of these species is provided by the rates given. Use only for re-growth control, not clearing of virgin bush.
	Brigalow Currant bush	1 to 1.5	
	Dawson gum	1	
	False sandalwood*	2	
	Holly bush	1.5	
	Limebush Poplar box Whitewood Yellowwood	1	
Tea tree regrowth and associated woody weeds on grazing land	Black tea tree	1.5	
	Broadleaf tea tree	1	
	Cocky apple*	2	
	Paperbark tea tree Poplar gum	1.5	
	Swamp box	2	
Other woody weeds on grazing land	African boxthorn	2	
	Silver leaved ironbark Brown box	1.5	
	Coolibah	1	
	Gidgee	0.5 to 1	
	Gum-topped box	1.5	
	Groundsel bush	1	
	Lantana*	2	
	Parkinsonia	1 to 1.5	
	Pink bloodwood	1	
	Prickly acacia Rubbervine Wild rosemary	1.5	

Table 3: Hand Application (NSW only)See **GENERAL INSTRUCTIONS - APPLICATION** section for application method details.

SITUATION	WEEDS CONTROLLED	RATE g/m ²	CRITICAL COMMENT
Brigalow regrowth and associated problem woody weeds on grazing land	Brigalow	1 to 1.5	Estimate the area within 30 cm beyond the drip zone of each target weed or group of weeds and calculate the amount of Graslan™ to cover area to be treated. Distribute the required dose uniformly within this area. Use the higher rate for heavy density regrowth and heavy clay soils. *Some suppression of these species is provided by the rates given. ● DO NOT use within 30 m of trees. DO NOT apply to single continuous area greater than 0.5 hectares in size
	Currant bush	1.5	
	Holly bush		
	Limebush	1	
	Whitewood	1	
False sandalwood*	2		
Other woody weeds on grazing land	African boxthorn	0.5	
	Blue heliotrope		
	Groundsel bush		
	Lantana ●		
	Wild Rosemary		

NOT TO BE USED FOR ANY PURPOSE, OR IN ANY MANNER, CONTRARY TO THIS LABEL UNLESS AUTHORISED UNDER APPROPRIATE LEGISLATION.

FOR NATIVE VEGETATION

Use of Graslan™ on native vegetation must be done in accordance with STATE and/or LOCAL legislation, including the Vegetation Management Act 2000 in Queensland.

WITHHOLDING PERIOD

NOT REQUIRED WHEN USED AS DIRECTED.

GENERAL INSTRUCTIONS

Graslan™ may be applied at any time of the year.

Treatments become effective after sufficient rainfall has occurred to move the chemical into the root zone where it is absorbed by woody plants. Applications just prior to seasonal rainfall give the most rapid response.

Herbicidal activity will continue for several seasons after application. During this time woody plants may go through repeated defoliation's and regrowths until death occurs. A single application is normally effective for several years. Forage grass production usually increases as woody weed competition is reduced. Increased grass production is also dependant on adequate rainfall an acceptable grazing management programme. It is important to allow grasses to seed and seedlings to become established after treatment before grazing pressure is increased. Areas treated with Graslan™ may be overseeded with suitable pasture species. Consult your agricultural specialist for details on suitable seeding rates, timing and fertilizer application programme. The residual action of Graslan™ may be impaired if fire occurs before clay pellets are dissolved and the chemical has moved into the root zone.

APPLICATION

It is recommended that gloves be used during hand application.

Apply Graslan™ by uniformly distributing by hand over the desired area after weighing out the recommended quantity of pellets. The best way to calibrate yourself is to weigh a normal handful of pellets. If, for example, a handful weighs 20 grams, then this will treat 20 to 40 m² at the rate of 0.5 to 1 g/m².

DISPENSER PACK: Apply **GRASLAN™** by uniformly distributing by hand after dispensing a single dose (7g) from the dispenser unit. Apply the pellets at 1 to 2 g per metre square. One dose (7g) will treat 7 to 3.5 square metres at these rates.

ADDITIONAL INSTRUCTIONS

When applying pellets, distribute them under the tree or regrowth canopy from the root crown or stems to 30 cm beyond the drip zone of the plants you want to control. The time required for complete plant death depends on soil type, amount of rainfall, root depth, plant species, plant density and rate of Graslan™ used.

Some species may go through several defoliation's from 6 months to 2 years before dying.

Timber and regrowth control with Graslan™ pellets may be variable when used on soils with high clay content high organic matter or when treating deep rooted or more tolerant species.

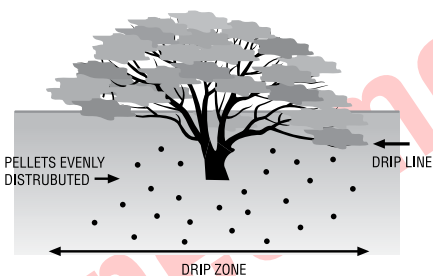
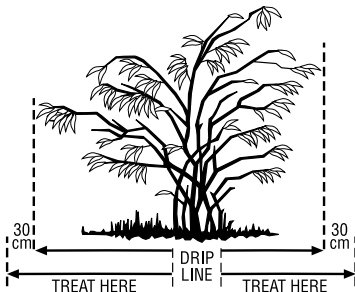
TREATING INDIVIDUAL TREES

Estimate the area within 30 cm beyond the drip zone, i.e. the area under the plant canopy. It is essential that this area is treated as evenly as possible with pellets being spread from the tree trunk to slightly beyond the drip line formed by the branches.

Do not throw all the pellets at the base of the tree trunk.

This will waste material and could result in poor control.

Example



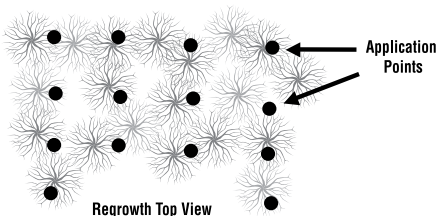
TREATMENT OF CLUMPS OF TREES OR PATCHES OF REGROWTH

Graslan™ pellets are particularly effective in treating areas of regrowth.

Estimate the area within 30 cm beyond the drip zone and apply the Graslan™ pellets on a grid pattern to uniformly cover the area.

Pellets should be applied over the top of regrowth if at all possible in an attempt to maintain a good distribution pattern.

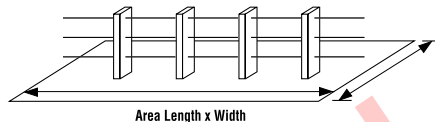
Example



TREATING FENCE LINES

Estimate the area to be treated, along the fence line and then apply Graslan™ pellets on both sides of the fence line as evenly as possible within the area extending 30 cm out beyond drip zone.

Example



CLEANING APPLICATION EQUIPMENT

Thoroughly clean all traces of Graslan™ from vessels holding pellets e.g. bucket and gloves after use.

Residues cleaned from this application equipment should not be emptied on areas where they will contact roots of desirable trees, shrubs or plants.

RESISTANT WEEDS WARNING

GROUP C HERBICIDE

Graslan™ Herbicide is a member of the Ureas group of herbicides. The product has inhibitors of photo-synthesis at photosystem II mode of action. For weed resistance management, the product is a Group C herbicide. Some naturally-occurring weed biotypes resistant to the product and other Group C herbicides may exist through normal genetic variability in any weed population. The resistant individuals can eventually dominate the weed population if these herbicides are used repeatedly. These resistant weeds will not be controlled by this product or other Group C herbicides.

Since the occurrence of resistant weeds is difficult to detect prior to use, Dow AgroSciences accepts no liability for any losses that may result from the failure of this product to control resistant weeds.

Strategies to minimise the risk of herbicide resistance are available. Contact your farm chemical supplier, consultant, local Department of Agriculture or local Dow AgroSciences representative.

PROTECTION OF CROPS, NATIVE AND OTHER NON-TARGET PLANTS

DO NOT allow any roots of desirable plants, trees or ornamentals to contact Graslan™.

Graslan™ may cause temporary herbicidal symptoms to appear on perennial grasses, including buffel grass, particularly after extended dry periods. Higher rates of application of Graslan™ (2g/m²) may kill grasses, particularly native annuals. This effect can be minimised by application when grasses are dormant (autumn application). Graslan™ may seriously injure desirable forage plants such as pasture legumes and other broadleaf plants. These species may regenerate in subsequent seasons.

PROTECTION OF LIVESTOCK

Poisonous plants may become more palatable after application of granules and stock should be kept away from these plants until they have died down.

PROTECTION OF WILDLIFE, FISH, CRUSTACEANS AND ENVIRONMENT

DO NOT contaminate streams, rivers or waterways with the granules or used containers.

STORAGE AND DISPOSAL

Store in the closed original container in a dry, cool well-ventilated area out of direct sunlight.

DO NOT store near food, feedstuffs, fertilisers or seed. Do not dispose of granules on site.

Shake bag contents into the spray tank until the bag is empty. Do not dispose of undiluted chemicals on site. Puncture or shred and bury empty bags in a local authority landfill. If no landfill is available, bury the containers below 500 mm in a disposal pit specifically marked out and set up for this purpose clear of waterways, desirable vegetation and tree roots. Empty bags and product should not be burnt.

SPILL AND LEAK MANAGEMENT

Do not touch or walk through spilled material. Wear a face-shield or goggles, overalls buttoned to neck and wrist, chemical resistant gloves and footwear. Stop leak when safe to do so. Dam area and prevent entry into waterways, and drains.

Small spills/leaks: Absorb with material such as sand, soil or sawdust. Collect spilled product and place in sealable container for disposal. Spill residues may be cleaned using water and detergent. Contain and absorb wash water for disposal. Absorb and collect washings and place in the same sealable container for disposal. Dam the area of large spills and report them to Dow AgroSciences Emergency Services at 1-800 033 882.

SAFETY DIRECTIONS

- Harmful if swallowed.
- Will irritate the eyes.
- Repeated exposure may cause allergic disorders.
- Avoid contact with eyes and skin.
- When opening the container and preparing the product and using the prepared product wear cotton overalls buttoned to the neck and wrist and a washable hat and elbow length gloves.
- Wash hands after use.
- After each day's use wash gloves and contaminated clothing.

FIRST AID

If poisoning occurs contact a doctor or Poisons Information Centre. Phone: *Australia* 13 11 26.

MATERIAL SAFETY DATA SHEET

Additional information is listed on the Material Safety Data Sheet for **GRASLAN™ HERBICIDE**, which is available from Dow AgroSciences on request. Call Customer Service Toll Free on 1-800 700 096 or visit www.dowagrosciences.com.au

NOTICE

Seller warrants that the product conforms to its chemical description and is reasonably fit for the purposes stated on the label when used in accordance with directions under normal conditions of use. No warranty of merchantability or fitness for a particular purpose, express or implied, extends to the use of the product contrary to label instructions, or under off-label permits not endorsed by Dow AgroSciences or under abnormal conditions.

APVMA Approval No: 41257/0507

**EMERGENCY RESPONSE
(ALL HOURS)
RING FROM ANYWHERE
IN AUSTRALIA
1-800 033 882
(LOCAL CALL FEE ONLY)**

**IN A TRANSPORT
EMERGENCY ONLY
DIAL 000
FOR POLICE OR
FIRE BRIGADE**